

AccuForce 12V - 200Ah | VRLA Battery



Specifications

Nominal Voltage	12 V		
Number of cells	6		
Design Life	10 years		
Dimensions	Length	522 mm	
	Width	238 mm	
	Height	218 mm	
	Total Height	221 mm	
Approx. Weight	57.0 kg		
	20 hours rate (10.5 A, 10.8 V)	210 Ah	
Nominal Capacity (25°C)	10 hours rate (20.0 A, 10.8 V)	200 Ah	
	5 hours rate (35.0 A, 10.5 V)	175 Ah	
	1 hour rate (124.0 A, 9.6 V)	124 Ah	
	Max. Discharge Current (25°C)	1600 A (5s)	
Internal Resistance	3.0 mOhms		
Fully Charged battery (25°C)	3.0 mOhms		
Self-Discharge	3% of capacity declined per month at 20°C (average)		
Operating Temperature Range	Discharge	-15°C~50°C	
	Charge	-10°C~50°C	
	Storage	-20°C~50°C	
Short Circuit Current	5420 A		
	Cycle use	2.40-2.45 Vpc	
Charge Methods:	Maximum charging current	60 A	
	Temperature compensation	-30 mV/°C	
	Standby use	2.23-2.27 Vpc	
	Temperature compensation	-18 mV/°C	

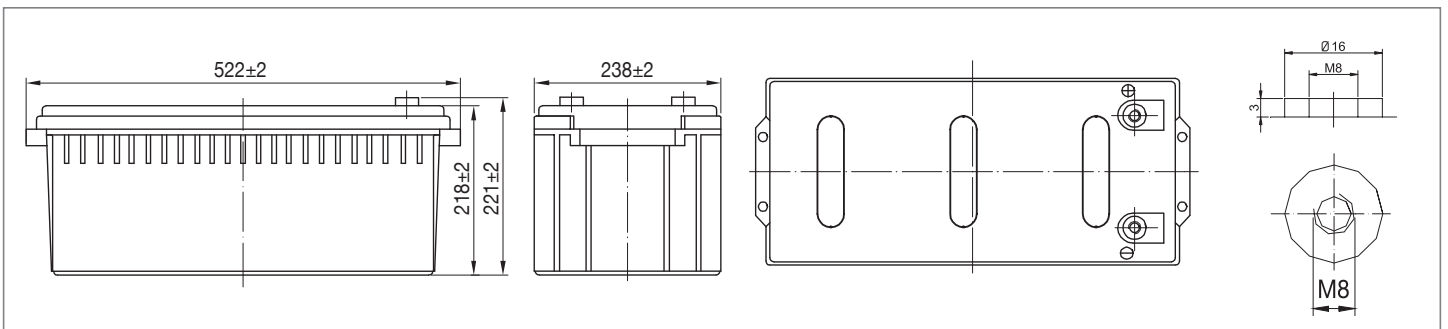
Applications

- Uninterruptible Power Supplies (UPS)
- Electric Power Systems (EPS)
- Emergency backup power supplies
- Electronic apparatus and equipment
- Communication power supplies
- DC power supplies
- Auto control system

Battery Construction

Component	Positive Plate	Negative Plate	Container	Cover	Safety Valve	Terminal	Separator	Electrolyte
Raw material	Lead dioxide	Lead	ABS	ABS	Rubber	Copper	Fiberglass	Sulfuric acid

Dimensions



Constant Current Discharge (Amperes) at 25°C

End Voltage (Volts/Cell)	10min	15min	30min	1h	2h	3h	4h	5h	6h	8h	10h	20h
1.60 V	394	330	200	124	73.1	51.0	41.8	35.7	31.2	24.5	20.4	10.7
1.65 V	382	322	196	122	72.6	50.7	41.6	35.5	31.0	24.3	20.3	10.7
1.70 V	366	310	190	119	72.0	50.4	41.3	35.2	30.8	24.2	20.3	10.6
1.75 V	350	300	185	117	70.9	50.0	41.0	35.0	30.6	24.0	20.1	10.6
1.80 V	331	284	179	113	69.1	48.5	39.8	34.0	29.7	23.3	20.0	10.5

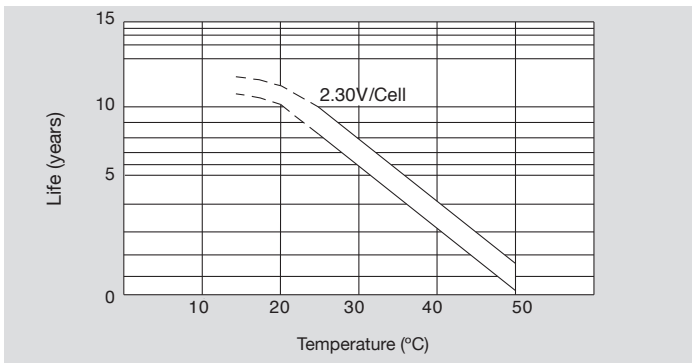
Constant Power Discharge (Watts) at 25°C

End Voltage (Volts/Cell)	10min	15min	30min	1h	2h	3h	4h	5h	6h	8h	10h	20h
1.60 V	4253	3623	2244	1414	846	600	492	422	369	291	243	128
1.65 V	4125	3536	2199	1392	841	596	489	419	367	289	243	128
1.70 V	3955	3406	2132	1357	834	592	486	417	364	287	242	128
1.75 V	3785	3290	2080	1330	821	588	482	414	362	285	240	127
1.80 V	3573	3116	2004	1289	800	570	468	401	351	277	239	126

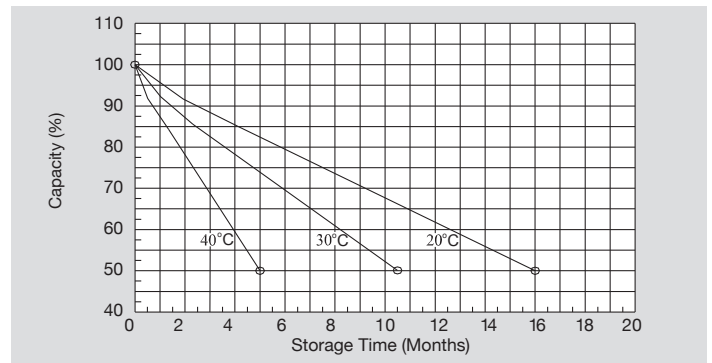
(Note) The above characteristics data are average values obtained within three charge/discharge cycles not the minimum values.

AccuForce 12V - 200Ah | VRLA Battery

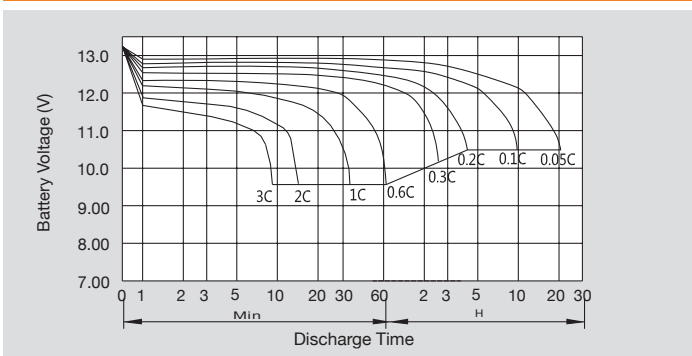
Temperature Effects on Float Life



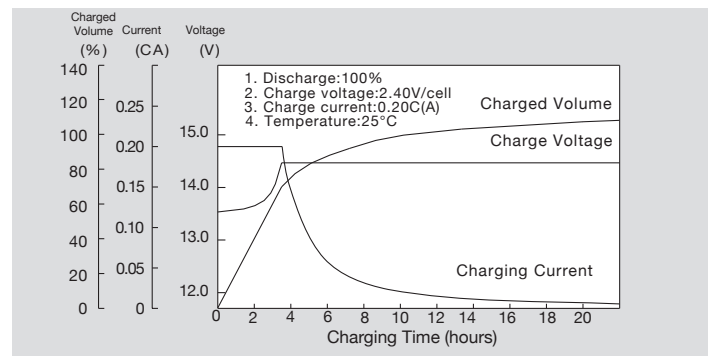
Self Discharge Characteristics



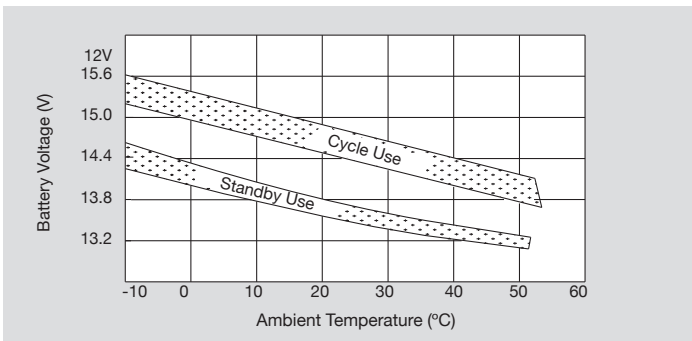
Discharge Characteristics (25°C)



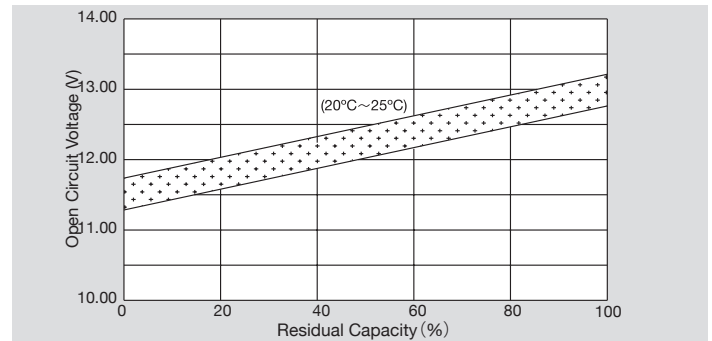
Constant Voltage Charging Characteristic (0.25 CA, 25°C)



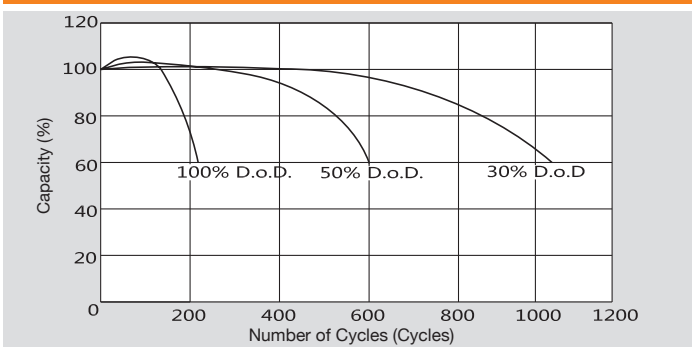
Relationship Between Charging Voltage and Temperature



Relationship Between OCV and Residual Capacity (25°C)



Cycle Service Life in Relation to Depth of Discharge



Temperature Effects on Capacity

