



Sunlight RES OPzV Key Advantages



For maintenance-free operations and maximised cycle life in Renewable Energy Storage applications, **RES OPzV is a premium battery range offering high level of reliability and performance!**



Maintenance-Free
Operation



Long Cycle Life
up to **3000 cycles at 50% DoD**



Operational
Safety



Flexible installation
**Available for Both Vertical
and Horizontal Installation**




Excellent Capacity
Performance



Fully Recyclable Product
Circular Economy Enabler

The Sunlight **Red Lead Advantage**



Features

99.99%
pure lead
for Red Lead
production

100%
Red Lead in our
positive plates
through dry filling
process

100%
plates weight
control and
data statistical
evaluation

Benefits

Longer life
span of batteries

Full Capacity
within the first
3-5 cycles

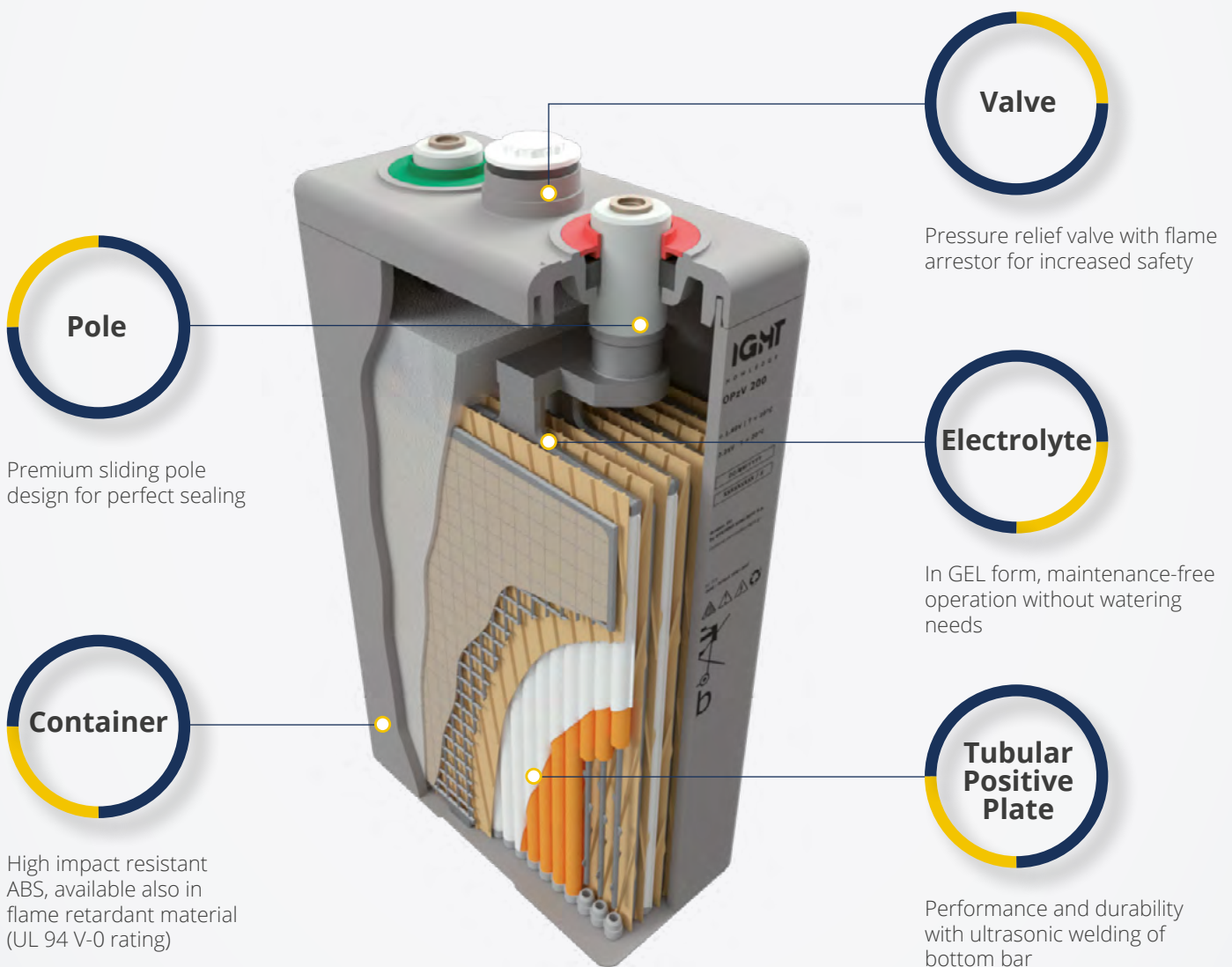
Minimized
self-discharge

Sustained
performance
throughout
battery lifetime

Sunlight RES OPzV Cells and Blocks

Batteries with GEL Electrolyte Main Characteristics

Valve Regulated lead-acid batteries with tubular plates and GEL electrolyte for Renewable Energy Storage applications



Product Range

	Model	Voltage [V]	Rated Capacity at 20°C (68°F)			Dimensions				Weight	Terminal Details	
			C ₁₂₀ / 1,85V [Ah]	C ₁₀₀ / 1,85V [Ah]	C ₄₀ / 1,80V [Ah]	Length - L [mm (in)]	Width - W [mm (in)]	Height - h1 [mm (in)]	Height - h2 [mm (in)]	[kg (lb)]	Number of Poles	Layout
Cells	2V 2 RES OPzV 145	2	165	162	155	103 (4.06)	206 (8.11)	354 (13.94)	382 (15.04)	13.6 (30.0)	2	Fig 1
	2V 3 RES OPzV 215	2	247	244	232	103 (4.06)	206 (8.11)	354 (13.94)	382 (15.04)	15.8 (34.8)	2	Fig 1
	2V 4 RES OPzV 290	2	329	325	309	103 (4.06)	206 (8.11)	354 (13.94)	382 (15.04)	18.2 (40.1)	2	Fig 1
	2V 5 RES OPzV 360	2	412	406	387	124 (4.88)	206 (8.11)	354 (13.94)	382 (15.04)	21.9 (48.3)	2	Fig 1
	2V 6 RES OPzV 435	2	495	488	465	145 (5.71)	206 (8.11)	354 (13.94)	382 (15.04)	25.9 (57.1)	2	Fig 1
	2V 5 RES OPzV 535	2	585	577	550	124 (4.88)	206 (8.11)	471 (18.54)	499 (19.65)	30.1 (66.4)	2	Fig 1
	2V 6 RES OPzV 640	2	702	693	661	145 (5.71)	206 (8.11)	471 (18.54)	499 (19.65)	35.6 (78.5)	2	Fig 1
	2V 7 RES OPzV 750	2	821	810	773	166 (6.54)	206 (8.11)	471 (18.54)	499 (19.65)	41.0 (90.4)	2	Fig 1
	2V 5 RES OPzV 780	2	850	839	800	145 (5.71)	206 (8.11)	643 (25.31)	671 (26.42)	43.9 (96.8)	2	Fig 1
	2V 6 RES OPzV 935	2	1020	1006	960	145 (5.71)	206 (8.11)	643 (25.31)	671 (26.42)	48.3 (106.5)	2	Fig 1
	2V 8 RES OPzV 1090	2	1187	1171	1117	191 (7.52)	210 (8.27)	644 (25.35)	672 (26.46)	61.1 (134.7)	4	Fig 2
	2V 8 RES OPzV 1245	2	1358	1339	1277	191 (7.52)	210 (8.27)	644 (25.35)	672 (26.46)	65.5 (144.4)	4	Fig 2
	2V 9 RES OPzV 1400	2	1529	1508	1438	233 (9.17)	210 (8.27)	646 (25.43)	674 (26.54)	76.0 (167.6)	4	Fig 2
	2V 10 RES OPzV 1560	2	1699	1676	1598	233 (9.17)	210 (8.27)	646 (25.43)	674 (26.54)	80.4 (177.3)	4	Fig 2
	2V 11 RES OPzV 1720	2	1873	1847	1762	275 (10.83)	210 (8.27)	645 (25.39)	673 (26.50)	90.8 (200.2)	4	Fig 2
	2V 12 RES OPzV 1875	2	2043	2015	1922	275 (10.83)	210 (8.27)	645 (25.39)	673 (26.50)	95.3 (210.1)	4	Fig 2
	2V 11 RES OPzV 1940	2	2153	2124	2022	275 (10.83)	210 (8.27)	796 (31.34)	824 (32.44)	105.1 (231.7)	4	Fig 2
	2V 12 RES OPzV 2120	2	2352	2320	2208	275 (10.83)	210 (8.27)	796 (31.34)	824 (32.44)	110.2 (242.9)	4	Fig 2
	2V 14 RES OPzV 2470	2	2741	2703	2574	399 (15.71)	214 (8.43)	771 (30.35)	799 (31.46)	146.0 (321.9)	6	Fig 3
	2V 15 RES OPzV 2645	2	2937	2896	2757	399 (15.71)	214 (8.43)	771 (30.35)	799 (31.46)	151.1 (333.1)	6	Fig 3
	2V 16 RES OPzV 2820	2	3132	3089	2941	399 (15.71)	214 (8.43)	771 (30.35)	799 (31.46)	156.2 (344.4)	6	Fig 3
	2V 18 RES OPzV 3170	2	3512	3465	3299	487 (19.17)	212 (8.35)	769 (30.28)	797 (31.38)	185.2 (408.3)	8	Fig 4
	2V 20 RES OPzV 3520	2	3903	3850	3665	487 (19.17)	212 (8.35)	769 (30.28)	797 (31.38)	195.3 (430.6)	8	Fig 4
	2V 22 RES OPzV 3890	2	4312	4253	4049	576 (22.68)	212 (8.35)	771 (30.35)	799 (31.46)	221.5 (488.3)	8	Fig 4
	2V 24 RES OPzV 4245	2	4710	4645	4422	576 (22.68)	212 (8.35)	771 (30.35)	799 (31.46)	231.6 (510.6)	8	Fig 4
	2V 26 RES OPzV 4535	2	5115	5044	4802	576 (22.68)	212 (8.35)	771 (30.35)	799 (31.46)	241.8 (533.1)	8	Fig 4
Blocks	6V 4 RES OPzV 250	6	287	283	272	272 (10.71)	205 (8.07)	332 (13.07)	372 (14.65)	48.5 (106.9)	2	Fig 5
	6V 5 RES OPzV 315	6	359	354	341	380 (14.96)	205 (8.07)	332 (13.07)	372 (14.65)	62.9 (138.7)	2	Fig 5
	6V 6 RES OPzV 380	6	430	425	409	380 (14.96)	205 (8.07)	332 (13.07)	372 (14.65)	69.8 (153.9)	2	Fig 5
	12V 1 RES OPzV 65	12	70	69	66	272 (10.71)	205 (8.07)	332 (13.07)	372 (14.65)	42.2 (93.0)	2	Fig 6
	12V 2 RES OPzV 125	12	139	138	133	272 (10.71)	205 (8.07)	332 (13.07)	372 (14.65)	50.6 (111.6)	2	Fig 6
	12V 3 RES OPzV 185	12	209	207	199	380 (14.96)	205 (8.07)	332 (13.07)	372 (14.65)	71.8 (158.3)	2	Fig 6

Height 2 (h2) includes installed connectors and bolts.

M10 Terminal type (applicable to all models).

All dimensions and weights shown are subject to manufacturing tolerances.

Vertical installation is the default installation for RES OPzV cells.

For horizontal installation special 'RES OPzV HP' cells are also available upon customer request.

Sizes compliant with DIN 40742 and 40744 specifications

Terminal Layout


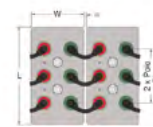
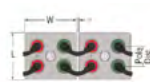


Fig 1

Fig 2

Fig 3

Fig 4



6V RES OPzV

Fig 5

Fig 6



12V RES OPzS

Applications

Developed for Renewable Energy Systems & Demanding Cyclic Applications



Solar PV

Wind Farms



Telecom Networks



Smart Grids



Residential Installations




Traffic Signal Systems



IEC 60896-21/ IEC 60896-22/ IEC 61427/ IEC 62485-2
ISO 9001/ ISO 14001/ ISO 45001

SUNLIGHT
POWER IS KNOWLEDGE



 www.akuval.com
 akuval@akuval.com
 96 134 39 50